REVISIONS			
REV	DESCRIPTION	DATE	APPROVED
0.1	INITIAL RELEASE	WW1802	
0.2	KEEP OUT DESCRIPTION AND BOTTOM DIMENSION	WW1809	

RECOMMEND PCB PATTERN

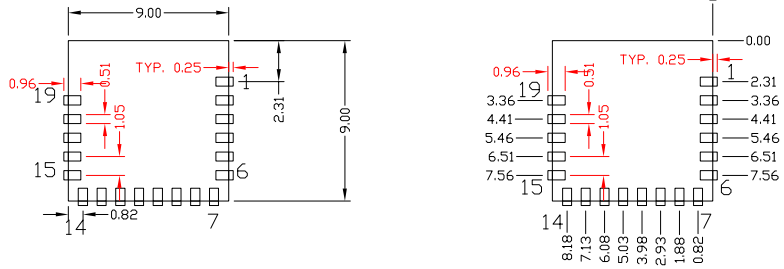

MODULE PAD ASSIGNMENT:

PAD1:GND
PAD2:GPIO_4
PAD3:P11
PAD4:P3
PAD5:XRES
PAD6:GPIO_5
PAD7:SPI2_CS_N
PAD8:GPIO_0
PAD9:GPIO_1
PAD10:UART_TXD
PAD11:CLK_REQ
PAD12:UART_RXD
PAD13:VDDIN
PAD14:GND
PAD15:UART_RTS
PAD16:GPIO_3
PAD17:UART_CTS
PAD18:GPIO_6
PAD19:GND

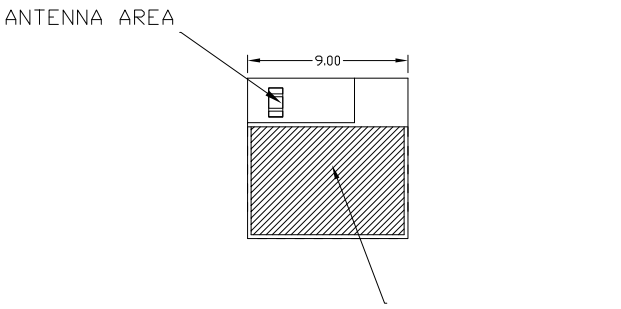

SEEN FROM TOP

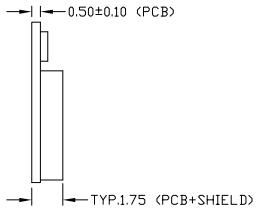

SEEN FROM SIDE

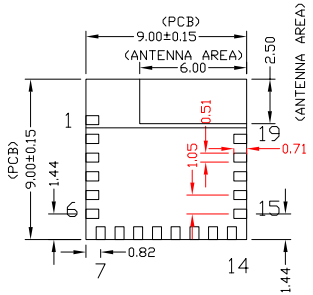

SEEN FROM BOTTOM



SCALE 1:1

UNLESS OTHERWISE SPECIFIED	SIGNATURES	DATE	CYPRESS SEMICONDUCTOR Corp.
DIMENSIONS ARE IN MM TOLERANCES ON: +/- 0.15 MM ANGLES +/-0.5 DEGREE	DRAWN:	WW1809	
	CHECKED		CYBT-353027-02
	ENGRG		
	ISSUED		
			SIZE: — REV NO: 0.2 — DWG NO:
			SCALE 5:1 — THE 3RD PROJECTION — SHEET: 1 OF 1

HOST PCB KEEP OUT AREA AROUND ANTENNA

1. TO PLACE THE BLE MODULE AT THE EDGE OF THE HOST BOARD.
2. KEEP OUT THE HOST BOARD ON ALL LAYERS.
3. ADDITIONAL KEEP OUT TO COVER COMPLETE MODULE AREA WILL HAVE THE BEST RF PERFORMANCE/DISTANCE.

KEEP AREA AROUND ANTENNA(APPROXIMATELY 4MM) CLEAR OF PLASTIC STRUCTURES FOR BEST PERFORMANCE

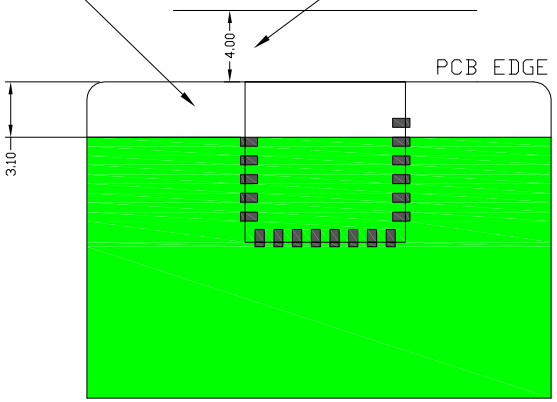

PAD DIMENSION

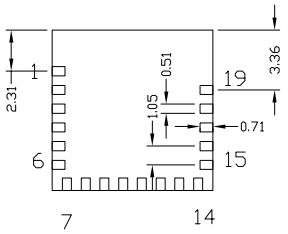

SOLDER PAD AND LOCATION

Solder Pad (Center of Pad)	Location (X,Y) from Orign (mm)	Dimension from Orign (mil)
1	(0.23, 2.31)	(9.06, 90.94)
2	(0.23, 3.36)	(9.06, 132.28)
3	(0.23, 4.41)	(9.06, 173.62)
4	(0.23, 5.46)	(9.06, 214.96)
5	(0.23, 6.51)	(9.06, 256.30)
6	(0.23, 7.56)	(9.06, 297.64)
7	(0.82,8.77)	(32.28, 345.27)
8	(1.88,8.77)	(74.02, 345.27)
9	(2.93,8.77)	(115.35, 345.27)
10	(3.98,8.77)	(156.69, 345.27)
11	(5.03,8.77)	(198.03, 345.27)
12	(6.08,8.77)	(239.37, 345.27)
13	(7.13,8.77)	(280.71, 345.27)
14	(8.18,8.77)	(322.05, 345.27)
15	(8.77,7.56)	(345.27, 297.64)
16	(8.77,6.51)	(345.27,256.30)
17	(8.77,5.46)	(345.27, 214.96)
18	(8.77,4.41)	(345.27, 173.62)
19	(8.77,3.36)	(345.27, 132.28)

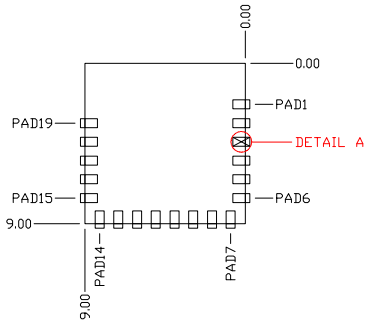

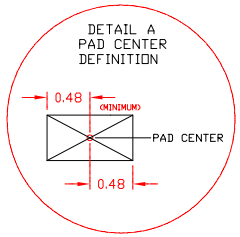

UNLESS OTHERWISE SPECIFIED	SIGNATURES	DATE
DIMENSIONS ARE IN MM TOLERANCES ON: +/- 0.20 MM ANGLES +/-0.5 DEGREE	DRAWN:	WW1809
	CHECKED	
	ENGRG	
	ISSUED	

CYPRESS SEMICONDUCTOR Corp.

CYBT-353027-02

SIZE	REV NO	DWG NO
	0.2	

SCALE 5:1 | THE 3RD PROJECTION | SHEET: 2 OF 2